

Scaled data based on original data using
LM-79-08 Approved Method: Electrical and Photometric Measurements of Solid-
State Lighting Products

Test Report Prepared for
Cooper Lighting Solutions
(formerly Eaton)

Brand: McGRAW-EDISON

Report Number: P382619

Luminaire Tested: **GLEON-SA0A-735-U-T3**

Issue Date: 3/3/2020

Test Information

Test Method: LM-79-08
Report Number: P382619
TEST IS SCALED FROM IESNA LM-79-08 TEST DATA (G2-1903-205-14)
Test Lab: INNOVATION CENTER
Issue Date: 3/3/2020
Manufacturer: COOPER LIGHTING SOLUTIONS (FORMERLY EATON)
Product Line: McGRAW-EDISON
Catalog Number: GLEON-SA0A-735-U-T3
Description: GALLEON AREA AND ROADWAY LUMINAIRE
(10) 70 CRI, 3500K, 615mA LIGHTSQUARES WITH 16 LEDS EACH AND TYPE III OPTICS
Light Source: -
Ballast/Driver: ELECTRONIC DRIVER

Summary

Lumens per Lamp: N/A
Luminaire Lumens: 42978.8 lumens
Efficiency: N/A
Efficacy: 133.1 lumens/watt
Luminous Opening: Rectangular (W 2.5' x L: 1' x H: 0')
IES Classification: Type III - Short
BUG Rating: B4 - U0 - G5

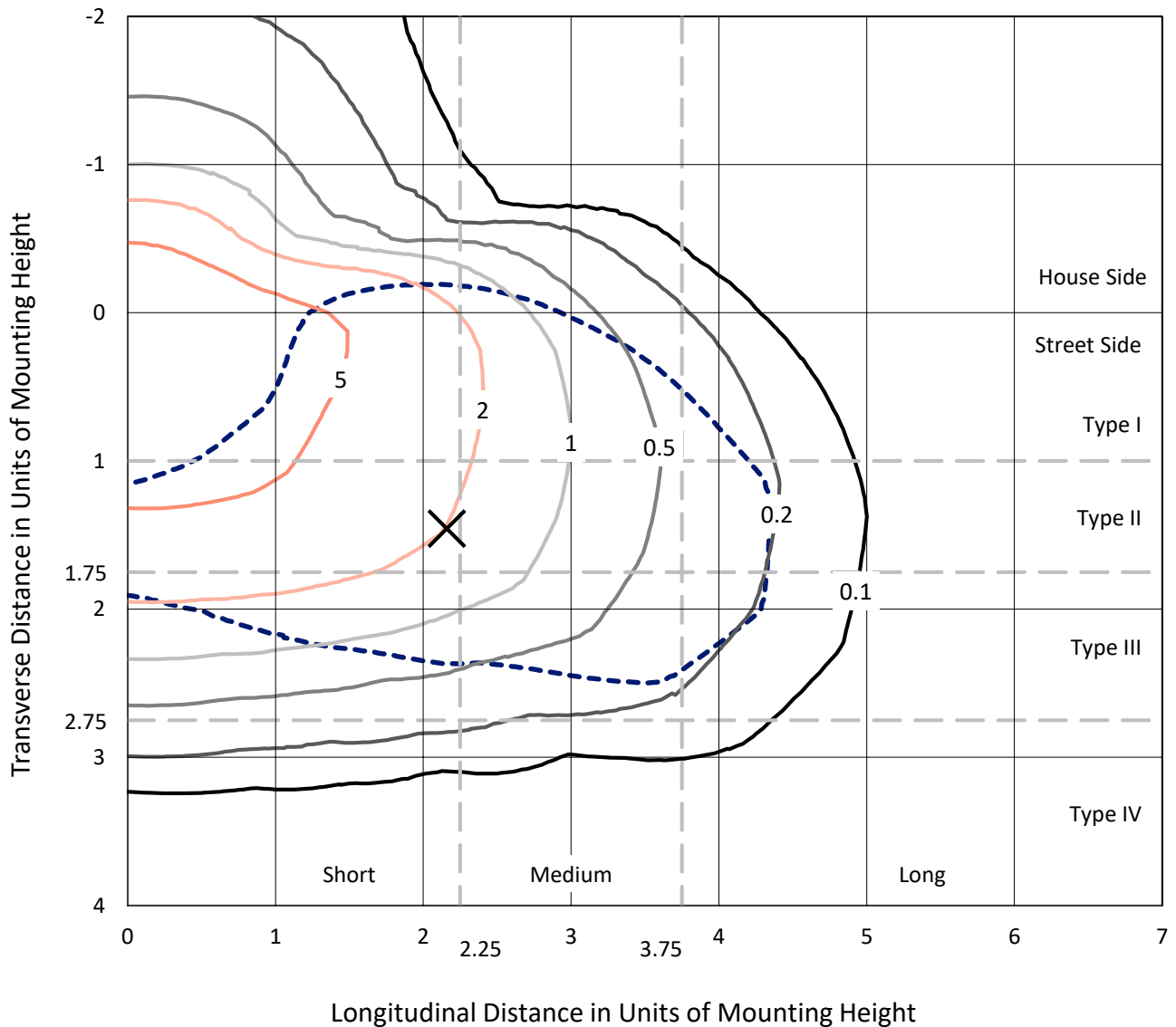
Input Watts (W): 323
Input Voltage (V): NR
Input Current (A_{in}): NR
Voltage Rise (V): NR
Power Factor: NR
Total Harmonic Distortion (THDi): NR
Frequency (hertz): 60
Stabilization Time: NR
Operation Time: NR
Ambient Temperature (°C): NR
Test Distance: 24 FT



REPORT NUMBER: P382619
 CATALOG NUMBER: GLEON-SA0A-735-U-T3

Iso-Footcandle Lines of Horizontal Illumination

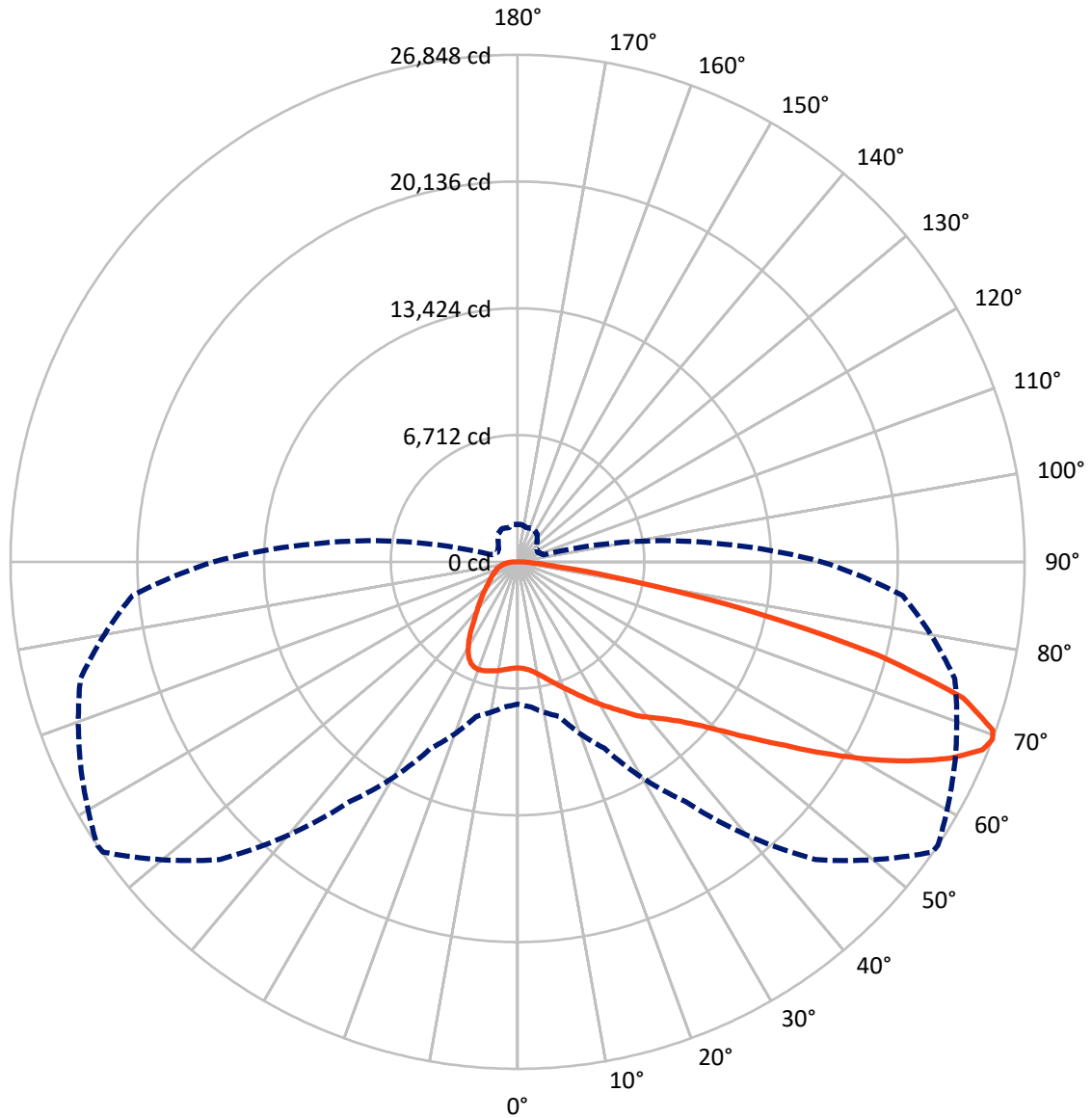
✕ Max cd
 - - - 1/2 Max cd



Based on 25 foot mounting height. Maximum calculated value = 9.8 fc
 Type III - Short - N/A

REPORT NUMBER: P382619
CATALOG NUMBER: GLEON-SA0A-735-U-T3

Luminous Intensity Polar Plot



— Vertical Plane Through 56-Deg Lateral - - - Horizontal Cone Through 69-Deg Vertical

REPORT NUMBER: P382619
 CATALOG NUMBER: GLEON-SA0A-735-U-T3

FLUX DISTRIBUTION:

		Downward	Upward	Total
House Side	Lumens	9571.3	0.0	9571.3
	% Fixture	22.3	0.0	22.3
Street Side	Lumens	33407.5	0.0	33407.5
	% Fixture	77.7	0.0	77.7
Total	Lumens	42978.8	0.0	42978.8
	% Fixture	100.0	0.0	100.0

ZONAL LUMENS:

Zone	Lumens	% Fixture
0°-10°	551.9	1.3
10°-20°	1774.6	4.1
20°-30°	3097.7	7.2
30°-40°	4449.7	10.4
40°-50°	6158.2	14.3
50°-60°	9022.6	21.0
60°-70°	11000.2	25.6
70°-80°	6081.6	14.2
80°-90°	842.3	2.0
90°-100°	0.0	0.0
100°-110°	0.0	0.0
110°-120°	0.0	0.0
120°-130°	0.0	0.0
130°-140°	0.0	0.0
140°-150°	0.0	0.0
150°-160°	0.0	0.0
160°-170°	0.0	0.0
170°-180°	0.0	0.0
0°-90°	42978.8	100.0
0°-180°	42978.8	100.0

Coefficient of Utilization

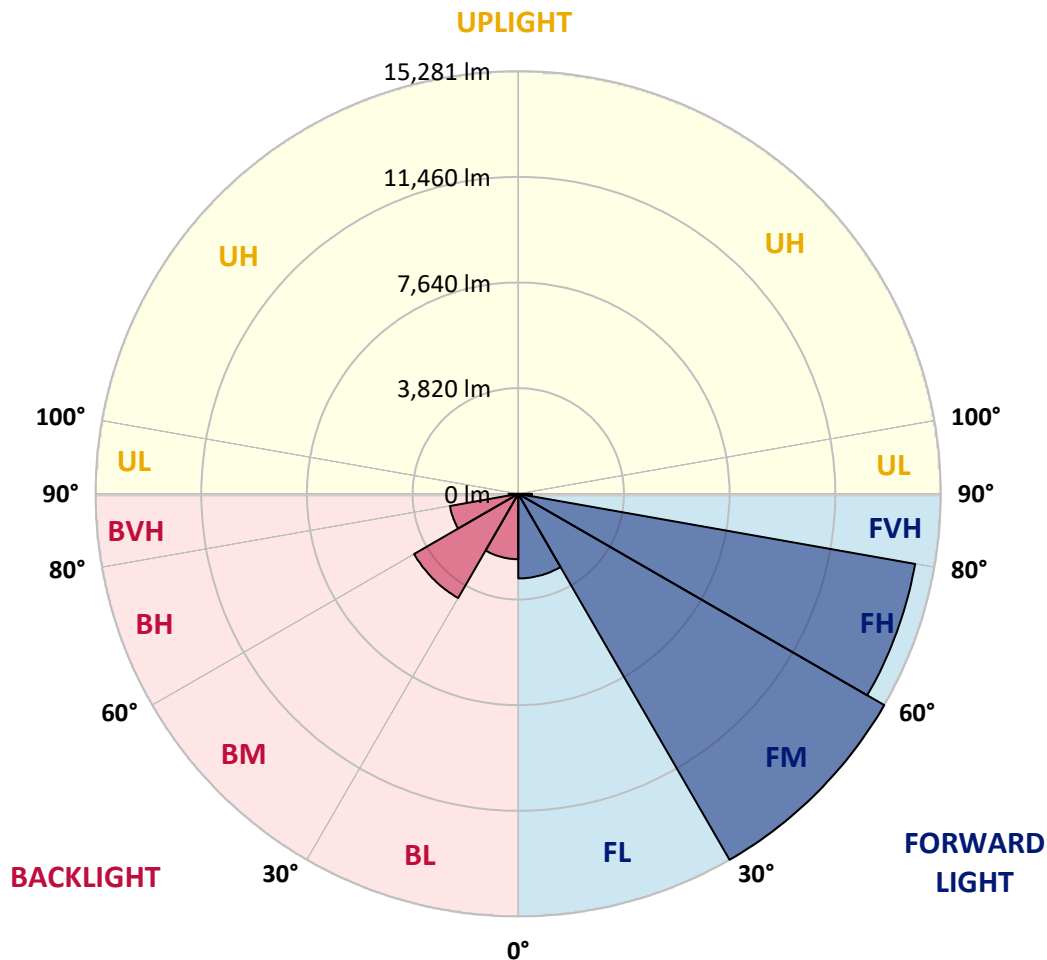


REPORT NUMBER: P382619
 CATALOG NUMBER: GLEON-SA0A-735-U-T3

LUMINAIRE CLASSIFICATION SYSTEM LUMEN TABLE AND BUG RATING:

Zone	Lumens	% Fixture	Zone Rating/Lumen Limit		
			B	U	G
FL (0°-30°)	3058.8	7.1			
FM (30°-60°)	15280.6	35.6			
FH (60°-80°)	14572.0	33.9			G5
FVH (80°-90°)	496.1	1.2			G3/500
BL (0°-30°)	2365.3	5.5	B3/2500		
BM (30°-60°)	4350.0	10.1	B3/5000		
BH (60°-80°)	2509.9	5.8	B4/5000		G4/5000
BVH (80°-90°)	346.2	0.8			G3/500
UL (90°-100°)	0.0	0.0		U0/0	
UH (100°-180°)	0.0	0.0		U0/0	

BUG Rating: B4-U0-G5
 Type III Short





REPORT NUMBER: P382619

CATALOG NUMBER: GLEON-SA0A-735-U-T3

CANDELA DISTRIBUTION (FULL):

	0°	5°	15°	25°	35°	45°	55°	56°	65°	75°	85°
0°	5618.8	5618.8	5618.8	5618.8	5618.8	5618.8	5618.8	5618.8	5618.8	5618.8	5618.8
2.5°	5654.4	5660.3	5655.9	5667.7	5654.4	5663.3	5655.9	5655.9	5651.4	5638.1	5623.3
5°	5743.2	5755.0	5747.6	5759.5	5743.2	5746.2	5732.8	5732.8	5719.5	5691.4	5661.8
7.5°	5882.4	5895.7	5889.8	5901.6	5879.5	5879.5	5861.7	5860.2	5833.5	5787.6	5753.6
10°	6048.2	6066.0	6060.1	6077.8	6060.1	6066.0	6048.2	6048.2	6012.7	5947.6	5904.6
12.5°	6289.5	6311.8	6295.5	6294.0	6286.5	6298.4	6283.7	6280.7	6248.1	6159.2	6100.1
15°	6612.3	6636.0	6602.0	6599.0	6557.5	6553.1	6553.1	6548.7	6527.9	6421.3	6323.6
17.5°	6983.9	6991.4	6961.7	6914.3	6861.0	6827.0	6822.6	6834.4	6834.4	6710.0	6554.6
20°	7348.1	7361.5	7337.8	7284.5	7216.4	7166.0	7130.5	7154.2	7152.7	7004.7	6784.1
22.5°	7745.0	7776.1	7740.5	7672.4	7592.5	7536.2	7474.0	7494.8	7496.3	7314.1	7009.2
25°	8258.7	8230.6	8208.4	8112.1	7998.2	7940.4	7882.7	7903.3	7897.5	7647.3	7241.6
27.5°	8713.2	8719.2	8689.6	8587.4	8455.7	8328.3	8325.3	8338.7	8316.5	7993.7	7460.7
30°	9241.8	9244.8	9203.3	9111.6	8967.9	8803.6	8765.1	8787.3	8739.9	8322.4	7691.7
32.5°	9767.5	9782.3	9736.3	9625.3	9509.8	9310.0	9232.9	9247.8	9129.4	8658.5	7930.0
35°	10227.9	10248.6	10233.8	10159.8	10034.0	9862.2	9770.4	9761.5	9615.0	9070.1	8245.4
37.5°	10697.2	10716.5	10700.2	10638.0	10587.7	10405.6	10356.8	10356.8	10102.1	9490.6	8646.6
40°	11180.0	11209.5	11190.3	11104.4	11061.5	10978.6	10861.6	10833.4	10558.1	9995.4	9301.0
42.5°	11628.5	11667.1	11744.0	11693.7	11606.3	11618.2	11382.8	11368.0	11166.6	10741.7	10122.8
45°	12265.2	12321.5	12451.7	12413.2	12395.5	12330.3	12050.5	12037.2	11960.2	11745.5	11142.9
47.5°	12959.6	13036.5	13272.0	13279.4	13470.4	13347.5	12967.0	12921.1	12938.8	12947.8	12388.1
50°	13599.2	13683.6	14070.0	14252.1	14702.2	14728.9	14120.4	14078.9	14148.5	14352.8	13839.1
52.5°	14110.0	14216.6	14699.3	15261.9	16033.3	16252.4	15540.3	15509.1	15560.9	15913.3	15479.5
55°	14484.6	14600.1	15125.7	16150.2	17382.1	17768.5	17174.8	17145.2	17177.8	17626.4	17263.6
57.5°	14571.9	14600.1	15362.6	16748.4	18520.7	19449.0	19175.1	19115.9	18956.0	19346.8	19232.8
60°	14161.9	14274.4	15167.2	16958.6	19401.6	21105.8	21265.6	21191.7	20743.0	21062.9	20971.1
62.5°	13329.7	13531.1	14437.2	16638.8	19746.6	22459.1	23316.3	23227.5	22454.6	22661.9	22220.7
65°	11970.6	12056.5	13008.4	15535.8	19308.4	23325.2	25144.8	25100.5	24127.6	23803.5	22451.6
67.5°	9539.4	9700.9	10509.3	13230.5	17515.3	23223.0	26558.8	26554.3	25220.3	24226.9	21632.9
69°	7536.2	7703.5	8473.5	10898.6	15498.8	22288.8	26795.7	26847.5	25528.3	23969.3	20463.2
70°	6008.2	6202.2	6730.7	9179.7	13708.7	21056.9	26598.8	26692.0	25469.1	23544.3	19383.8
72.5°	2557.0	2713.9	3089.9	4732.0	8355.0	15723.9	24320.1	24672.5	24096.6	21548.5	16020.0
75°	1116.4	1165.2	1335.5	1929.2	3708.9	8557.8	19052.2	19703.6	20603.9	18214.2	11933.5
77.5°	817.2	838.0	931.3	1132.7	1664.2	3232.1	12251.9	12630.9	14859.2	13254.2	7320.0
80°	632.2	647.1	719.5	832.1	1086.7	1307.3	5587.7	5913.5	8355.0	6807.7	3048.5
82.5°	503.4	513.7	564.1	613.0	750.6	792.1	1855.2	2058.0	3084.1	1880.3	806.9
85°	467.8	479.7	497.4	447.1	481.2	464.9	802.4	839.5	931.3	738.8	337.6
87.5°	211.7	250.2	493.1	347.9	256.2	204.3	328.6	343.5	386.4	387.9	149.5
90°	0.0	0.0	0.0	0.0	0.0	0.0	0.0	0.0	0.0	0.0	0.0



REPORT NUMBER: P382619
 CATALOG NUMBER: GLEON-SA0A-735-U-T3

CANDELA DISTRIBUTION (continued):

	90°	95°	105°	115°	125°	135°	145°	155°	165°	175°	180°
0°	5618.8	5618.8	5618.8	5618.8	5618.8	5618.8	5618.8	5618.8	5618.8	5618.8	5618.8
2.5°	5632.1	5627.8	5635.1	5617.3	5639.6	5638.1	5630.6	5633.6	5648.4	5646.9	5648.4
5°	5666.2	5663.3	5672.1	5658.8	5685.4	5694.4	5695.9	5709.2	5725.5	5729.9	5729.9
7.5°	5752.1	5752.1	5756.5	5738.8	5756.5	5755.0	5747.6	5761.0	5777.3	5778.8	5777.3
10°	5900.1	5901.6	5894.2	5848.3	5833.5	5793.6	5756.5	5758.0	5778.8	5795.1	5799.4
12.5°	6086.7	6080.8	6048.2	5963.8	5901.6	5820.2	5781.7	5780.3	5800.9	5814.3	5818.7
15°	6299.9	6283.7	6199.3	6061.5	5951.9	5872.0	5809.8	5795.1	5783.1	5768.3	5769.8
17.5°	6501.3	6464.3	6323.6	6132.6	6017.1	5910.5	5790.6	5694.4	5627.8	5589.2	5577.4
20°	6705.6	6633.0	6430.2	6199.3	6052.6	5858.7	5627.8	5432.3	5310.8	5254.6	5244.2
22.5°	6892.1	6775.1	6529.4	6268.8	6024.5	5684.0	5321.3	5037.0	4868.2	4792.6	4798.6
25°	7074.3	6911.4	6633.0	6317.7	5882.4	5376.1	4894.8	4545.4	4350.0	4265.6	4262.6
27.5°	7234.1	7049.1	6745.5	6277.7	5617.3	4937.8	4389.9	4049.4	3886.5	3814.0	3802.1
30°	7417.7	7222.3	6895.1	6125.2	5229.4	4431.4	3896.9	3657.1	3541.6	3469.0	3455.7
32.5°	7641.3	7457.7	7018.0	5848.3	4733.5	3902.8	3511.9	3344.6	3239.5	3158.1	3143.3
35°	7967.1	7768.6	7049.1	5451.5	4188.6	3485.3	3229.1	3057.4	2915.3	2810.2	2799.8
37.5°	8375.7	8158.0	6978.0	4937.8	3660.1	3214.4	2993.7	2782.1	2597.0	2448.9	2425.2
40°	8964.9	8636.3	6781.1	4345.5	3270.7	3005.6	2764.3	2522.9	2293.5	2120.2	2086.1
42.5°	9672.7	9197.4	6479.1	3756.3	2984.9	2793.9	2536.2	2237.2	2018.0	1895.1	1877.3
45°	10572.9	9780.8	6060.1	3241.0	2703.5	2582.2	2290.5	2015.1	1878.8	1788.6	1773.8
47.5°	11600.4	10435.2	5620.3	2822.0	2465.2	2383.7	2093.6	1915.9	1807.8	1736.7	1723.4
50°	12863.4	11174.0	5154.0	2478.5	2225.3	2145.4	2000.3	1861.1	1775.3	1720.5	1707.2
52.5°	14287.7	12007.6	4817.9	2207.6	2027.0	1969.2	1951.4	1831.5	1761.9	1720.5	1707.2
55°	15821.6	12855.9	4455.1	1979.5	1855.2	1871.5	1918.8	1834.4	1787.1	1736.7	1717.5
57.5°	17357.0	13732.5	4050.9	1787.1	1719.0	1798.9	1896.6	1840.4	1800.4	1751.5	1733.8
60°	18571.1	14287.7	3424.6	1625.6	1610.9	1719.0	1843.3	1795.9	1744.1	1745.6	1742.6
62.5°	19138.1	14258.1	2733.2	1482.1	1502.8	1610.9	1757.5	1726.3	1683.4	1741.2	1745.6
65°	18819.8	13547.4	2127.6	1351.8	1387.4	1498.4	1668.6	1692.3	1707.2	1818.2	1833.0
67.5°	17484.3	12164.5	1647.9	1237.7	1282.2	1421.4	1677.5	1843.3	1862.5	1979.5	1978.0
69°	16102.9	10867.5	1431.7	1178.6	1230.4	1440.6	1792.9	1939.6	1867.0	1991.4	1973.7
70°	14945.1	9841.4	1316.3	1138.5	1206.6	1474.6	1870.0	1938.1	1844.8	1951.4	1921.8
72.5°	11510.1	7080.1	1116.4	1064.6	1126.7	1411.0	1892.2	1895.1	1792.9	1813.7	1763.4
75°	7894.5	4474.3	974.2	963.9	1005.3	1271.8	1821.1	1810.7	1658.2	1628.6	1587.2
77.5°	4352.9	2272.7	827.7	867.6	895.8	1126.7	1655.3	1640.5	1514.6	1452.5	1437.7
80°	1679.0	995.0	698.8	771.4	789.1	975.7	1451.0	1437.7	1332.5	1252.6	1230.4
82.5°	633.7	521.2	577.5	667.7	661.9	805.4	1228.9	1221.4	1119.3	1002.3	966.9
85°	293.2	312.4	457.5	550.8	507.9	596.7	983.2	996.5	872.0	732.8	732.8
87.5°	124.4	174.7	324.3	416.0	342.0	402.7	721.0	688.5	632.2	438.3	411.6
90°	0.0	0.0	0.0	0.0	0.0	0.0	0.0	0.0	0.0	0.0	0.0

(END OF REPORT)